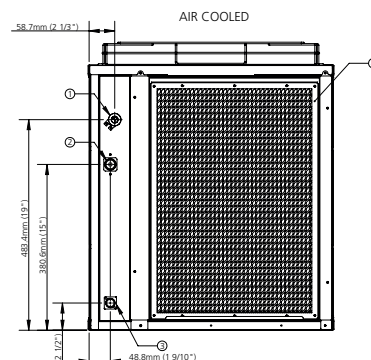
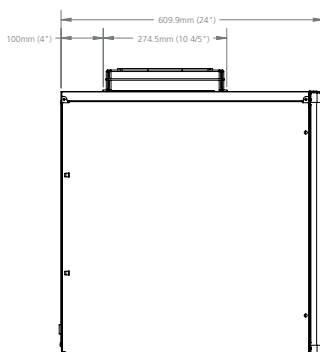
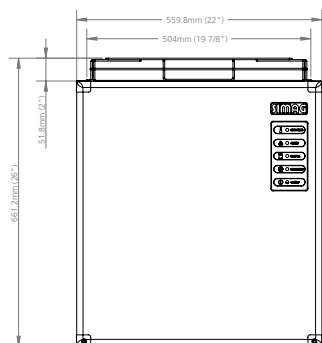


SVD 222

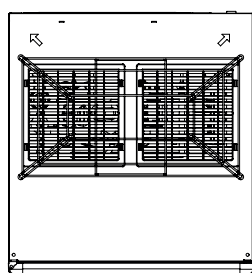
SIMAG

Fabbricatore di Ghiaccio 210 kg
Modulare

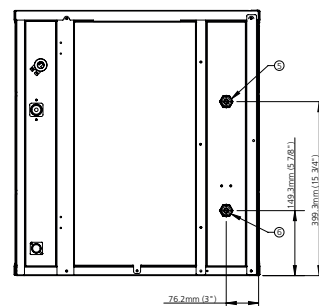
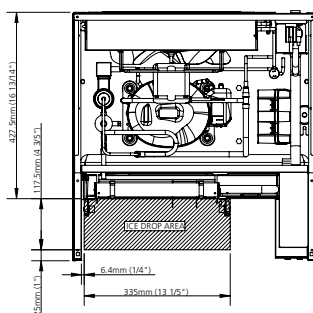
Gamma completa: SVD 152 - SVD 203 - SVD 222 - SVD 303 - SVD 503



AIR FLOW



DRENAGGIO PER GRAVITA'



UNIT OF MEASUREMENT: mm (inch)

1. POWER CORD 220V 50Hz;
2. 3/4" GAS-WATER INLET;
3. 13/16" OD - WATER OUTLET;
4. AIR INLET / AIR FILTER;
5. 3/4" GAS-WATER OUTLET, WATER COOLED UNIT ONLY;
6. 3/4" GAS-WATER INLE , WATER COOLED UNIT ONLY.

Limiti di impiego

	Minimo	Massimo
Temperatura aria	10°C	40°C
Temperatura acqua	5°C	35°C
Pressione acqua	1 bar	5 bar
Voltaggio elettrico	-10 %	+10 %

Le caratteristiche tecniche e i disegni sono soggetti a modifiche senza preavviso.

Modello	Voltaggio	Produzione kg/giorno		Potenza assorbita Watt (*)	Refrigerante		Fusibili A	Consumi (**)		
		10°C/10°C	21°C/10°C		Tipo	Carica kg		kWh/100kg	kWh/24h	Acqua l/h
SVDH 222 A	230/50/1	210	180	900	R452A	0.800	16	14.8	20.7	9.1
SVDH 222 A	230/50/1	215	200	1250	R404A	0.730	16	16.3	24.5	10.3
SVD 222 A	230/50/1	210	180	1000	R452A	0.800	16	14.8	20.7	9.1
SVD 222 A	230/50/1	215	200	1250	R404A	0.730	16	16.3	24.5	10.3
SVDH 222 W	230/50/1	210	180	900	R452A	0.500	16	8.6	14.6	137.0
SVDH 222 W	230/50/1	220	210	1250	R404A	0.500	16	9.7	17.5	152.0
SVD 222 W	230/50/1	210	180	1200	R452A	0.500	16	9.7	15.7	137.0
SVD 222 W	230/50/1	220	210	1250	R404A	0.500	16	9.7	17.5	152.0

(*) Potenza assorbita: a 43°C di temperatura ambiente

(**) Consumi acqua: a 32°C Aria and 21°C Acqua